

# FUJITSU Floor Console

JANUARY 2009



NEW ZEALAND'S FAVOURITE AIR™

FUJITSU

INVERTER

# Floor Console

The Fujitsu Floor consoles are very efficient, quiet and elegant. They are designed for discreet floor installation, could be used to replace floor heating devices such as night storage heaters or wall heaters. The compact floor console is only 60cm high, yet is super quiet, with many convenient features.

INVERTER

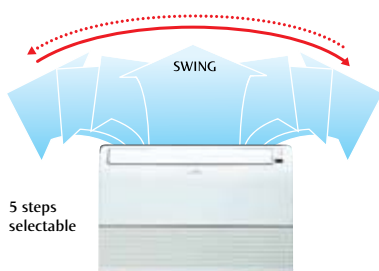
# Compact Floor Console

The Floor Consoles have the power and efficiency for larger rooms.

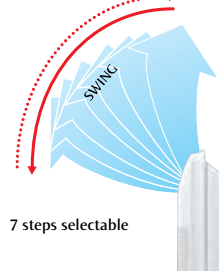
## Double Auto Swing

A combination of up/down and right/left air direction swing allows three-dimensional air direction control. Since up/down air direction flaps operate automatically, according to the operating mode of the unit, it is possible to set the air direction based on the operating mode.

Right and left



Up and down

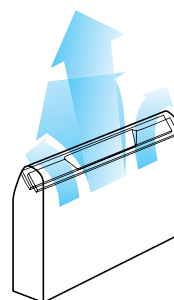


## Flexible Installation




## Super Vane

The double-flap "Super Vane" with special configuration boosts the air flow, sending warm air quickly to every corner of the room.



## Auto-closing Louver

This function is common to all indoor unit types except the duct type.

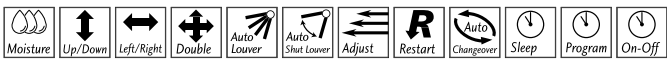


## Wired Controller Features: (Optional UTB-TUD)

- Various timer set-up
- Weekly timer (2 x start and 2 x stop settings per day)
- Set back timer
- Group control of up to 16 indoor units
- Child lock
- Filter maintenance display
- Memory back up setting



ABTF18/24L



Infra red remote control



(Optional) Wired controller with weekly/set-back timer



For ABTF18/24L

ABTF18L



C 5.2kW / 17,800BTU/h  
H 6.2kW / 21,200BTU/h

ABTF24L



C 7.1kW / 24,200BTU/h  
H 8.0kW / 27,300BTU/h



AGTV09/14L



Infra red remote control



For AGTV09/14L

AGTV09L



C 2.6kW / 8,900BTU/h  
H 3.5kW / 11,900BTU/h

AGTV14L




C 4.2kW / 14,300BTU/h  
H 5.2kW / 17,700BTU/h

## The Compact Floor Console is surprisingly efficient, with its elegant new design.

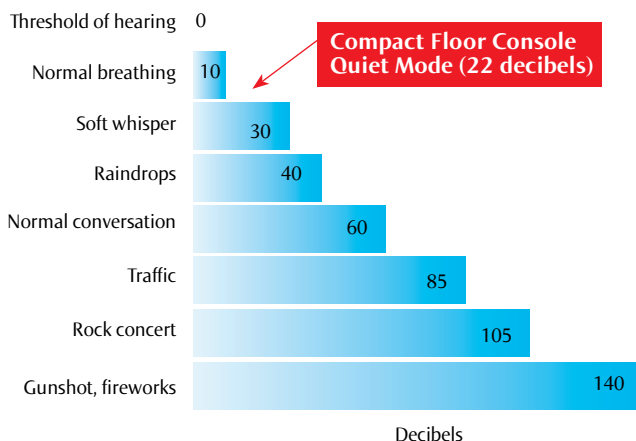
### Very Compact

At just 60cm high and 74cm long, this model is discreet and attractive – could be used to replace night storage heaters or wall heaters.



### Super Quiet

An industry leader in quietness – with quiet mode at just 22 decibels - quieter than a human whisper.



### Dual Fan

Twin fans and the option of using the top fan only gives you total control, and fast heating (or cooling in summer) of the entire room.



### Apple-Catechin Filter

Fine dust, invisible mould spores and harmful micro organisms are absorbed onto the filter by static electricity and further growth is inhibited and deactivated.

### Long-Life Ion Deodorisation Filter

The filter reduces common household odours, kitchen and pet smells by powerfully absorbing and decomposing them.

### Other Features:

- 5 STAR energy rated for economical operation
- Can be recessed if required
- +10°C room 'hold-over' setting on the remote control
- Very compact outdoor unit (57cm x 79cm x 30cm)
- Still provides heat when outside temperature is -15°C

# SPECIFICATIONS

Type			FLOOR INVERTER	FLOOR INVERTER	FLOOR/CEILING INVERTER	Floor/Ceiling Inverter	
MODEL No.	Indoor Unit	Outdoor Unit	AGTV09LAC	AGTV14LAC	ABTF18LAT	ABTF24LAT	
			AOTV09LAC	AOTV14LAC	AOTA18LACL	AOTA24LACL	
Reverse Cycle			Yes	Yes	Yes	Yes	
Cooling Capacities	Watts		2,600	4,200	5,200	7,100	
	BTU/Hr		8,900	14,300	17,700	24,200	
Cooling Range	Watts		900 - 3,500	900 - 5,000	900 - 5,900	900 - 8,000	
	BTU/Hr		3,100 - 11,900	3,100 - 17,100	3,100 - 20,100	3,100 - 27,300	
Heating Capacities	Watts		3,500	5,200	6,000	8,000	
	BTU/Hr		11,900	17,700	20,500	27,300	
Heating Range	Watts		900 - 5,500	900 - 8,000	900 - 7,500	900 - 9,100	
	BTU/Hr		3,100 - 18,800	3,100 - 27,300	3,100 - 25,600	3,100 - 31,000	
Star Rating	Cool		6	5.5	5	4.5	
	Heat		6	5	5	5	
E.E.R Cool	W/W		4.33	3.68	3.21	3.11	
C.O.P Heat	W/W		4.32	3.61	3.61	3.61	
Running Current	Cool	Amps	2.8 (7.0 Max)	5.2 (9.0 Max)	6.8 (8.6 Max)	9.3 (11.3 Max)	
	Heat	Amps	3.8 (10.0 Max)	6.4 (13.5 Max)	7.0 (10.3 Max)	9.3 (11.6 Max)	
Input Power	Cool	Watts	600 (250 - 1,400)	1,140 (250 - 1,900)	1,620 (2,040 Max)	2,280 (2,690 Max)	
	Heat	Watts	810 (250 - 2,200)	1,440 (250 - 2,950)	1,660 (2,450 Max)	2,210 (2,760 Max)	
Moisture Removal	L/Hr		1.3	2.1	2	2.7	
Fan Speeds			4	4	4	4	
Air Circulation	l/s		158 Upper & Low	180 Upper & Low	217	278	
Indoor Sound	Quiet	DbA at 1m	22	22	32	36	
	Low	DbA at 1m	29	31	35	41	
	Pressure Level	Med	DbA at 1m	35	38	41	45
Outdoor Sound Pressure Level	High	DbA at 1m	40	44	44	49	
		DbA at 1m	48	50	50	53	
Outdoor Sound Power Level	DbA		TBA	TBA	65	68	
Dimensions and Weights	I.U	Height	mm	600	600	199	199
		Width	mm	740	740	990	990
		Depth	mm	200	200	655	655
		Net Weight	kg	14	14	27	27
	O.U	Height	mm	540	540	790	790
		Width	mm	790	790	300	315
		Depth	mm	290	300	578	578
		Net Weight	kg	40	44	40	40
Compressor Type			Rotary	Rotary	Twin Rotary	Twin Rotary	
Interconnect cables - size	Qty - mm2		4 - 1.5	4 - 1.5	4 - 1.5	4 - 1.5	
Recommended Min. Power Cable	mm2		2.5	2.5	4	4	
Phase - Frequency	Ph - Hz		1-50	1-50	1 - 50	1 - 50	
Power Supply	Volts		230	230	230	230	
Refrigerant Type			R410a	R410a	R410a	R410a	
Connection Pipe Sizes	Gas	mm	9.52	12.7	12.7	15.88	
	Liquid	mm	6.35	6.35	6.35	6.35	
Minimum Pipe Length	Metre		3	3	5	5	
Maximum Pipe Length	Metre		20	20	25	30	
Maximum Pipe Height	Metre		15	15	15	20	
Pre Charged Length	Metre		15	15	15	15	
Pipe Connection Method			Flare	Flare	Flare	Flare	
Outdoor Operating Temperature	Cool	Degree C	-10 to 43	-10 to 43	-10 to 46	-10 to 46	
	Heat	Degree C	-15 to 24	-15 to 24	-15 to 24	-15 to 24	



## NEW ZEALAND'S FAVOURITE AIR™

Fujitsu General New Zealand Limited  
www.fujitsugeneral.co.nz

Products depicted in this brochure contain high operating pressure R410a refrigerant. It is illegal to vent that refrigerant to the atmosphere. Only persons qualified and experienced in the installation, service and repair of these products are authorised to undertake such work.

Fujitsu General Accredited Installers have shown they have the necessary equipment and have accepted responsibility for their installations and the requirements of any statutes or laws.

Due to ongoing Research and Development specifications and designs are subject to improvement without notice therefore relevant manuals must be consulted before any action is taken to install or service these products.

Heating/Cooling capacities and run current tests are based on the requirements of AS/NZS3283, that standard tests at the temperature below.

COOLING: Indoor Temp: 27°C DB / 19°C WB  
Outdoor Temp: 35°C DB

HEATING: Indoor Temp: 20°C DB  
Outdoor Temp: 7°C DB / 6°C WB

As actual temperature ranges in New Zealand vary considerably only competent people should provide advice as to size and placement of units.

Recommended cable sizes are based in AS/NZS3000 and AS/NZS3008.

Fujitsu General New Zealand Ltd warrants the equipment against any defects in materials and factory workmanship for a period of five years from the date of installation, or for 6 years if installed by an Accredited Installer.

This warranty does not cover defects or failures which are attributable to; incorrect or improper installation; environmental damage; airflow restriction; inadequate electrical supply; getting access to the product.

## EXPLANATION OF FEATURES (MODEL DEPENDENT)

- Moisture Removal**  
The computer effectively dehumidifies the air.
- Up/Down Swing Louvers**  
The up/down louvers automatically swing to up and down.
- Right/Left Swing Louvers**  
The right/left louvers automatically swing in either direction.
- Double Swing Automatic**  
Complex swing action of louvers enables automatically to swing both horizontal and vertical directions.
- Automatic Louvers**  
The position of the louvers is set automatically to match the operating mode. It is also possible to adjust the louvers using the remote control.
- Auto Shut Louvers**  
The auto shut louvers close or open auto-matically when the unit stops or starts.
- Automatic Air Flow Adjustment**  
The micro-computer automatically adjusts the air flow effectively to follow the changes of room temperature.
- Auto Restart**  
In the event of a temporary power failure, the air conditioner will automatically restart in the same operating mode as before, once the power supply is restored.
- Auto-Changeover**  
The unit automatically switches between heating and cooling modes based on your temperature setting and the room temperature.
- Sleep Timer**  
The micro-computer gradually changes the room temperature automatically to afford a comfortable night's sleep.
- Program Timer**  
This digital timer allows selection of one of four options.  
ON, OFF, ON → OFF, or OFF → ON.
- ON-OFF Timer**  
ON-OFF timer can be set to operate once.
- Weekly Timer**  
Different on-off times can be set for each day.
- Weekly + Setback Timer**  
Weekly + Setback timer can set temperature for two time spans and for each day of the week.

- Washable Panel**
- Long-life Ion deodorization filter**
- Apple-catechin filter**
- Control Port**  
External inputs and outputs contained within the product allow on/off control, fresh air interlock connection and heater bank element connection. UTD-ECS5A\* (optional parts)  
  
\* Selected ducted units only.
- i PAM**  
Fujitsu's advanced inverter technology now includes i PAM (Intelligent Power Module-Pulse Amplitude Modulation), to enable high output and high efficiency.
- Top Energy Saver Award**  
For the most energy efficient Star Rated Products.
- Cooling**
- Heating**

## EXPLANATION OF TERMS

**COP:** Stands for coefficient of performance or (more simply!), the relationship between energy used and heat delivered. For example with a heating COP of 4.11 – you will get 4.11kW of heat for every 1kW of energy used.

**Energy Star Rating:** your quick guide to energy efficiency – more stars means more efficient.

**Indoor Sound** – measured in decibels, this is the sound level of your indoor unit at selected fan speeds. For example 20-30 decibels is less than the sound of a human whisper.

**Heating Range** – with our Kiwi winter, your heat pump needs to be able to supply heat indoors, even when its -15°C outside!

Printed with 100% vegetable based inks.  
4 STAR rated on environmentally friendly paper.



QAS is Accredited by the Joint Accreditation System of Australia and New Zealand. Acc. No. 81250000AB



ISO 9002  
Certified number: JQA-2005



ISO 14001  
Certified number: EC98J1137

Hamamatsu Fujitsu General Ltd.



All products specified in this brochure comply with the Australian Communications Authority's (ACA) requirements for Electromagnetic Compatibility (EMC).



5 Year full parts and labour warranty. 6 years (an extra full year's warranty) when you use a Fujitsu Accredited installer.