

FUJITSU Nocria® Ceiling Wall

FEBRUARY 2009



NEW ZEALAND'S FAVOURITE AIR™

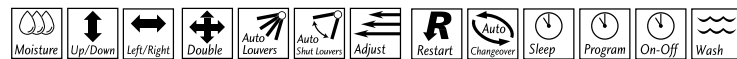
FUJITSU

INVERTER

Ceiling Wall

Nocria®

The revolutionary NOCRIA ceiling wall models have vastly improved heating and cooling efficiency and energy saving. These elegant units are designed to sit very high on the wall, just 40mm below the ceiling and remain very unobtrusive. The automatic self cleaning filter system ensures highly efficient operation and the UV filter disinfects and deodorises the air.



AWTZ14L **ALL DC** **V PAM**
 Hi-EER: 4.12 (W/W)
 Hi-COP: 4.44(W/W)
C 4.20kW/ 14,300BTU/h
H 6.00kW/ 20,500BTU/h

AWTZ18L **ALL DC** **V PAM**
 Hi-EER: 3.29 (W/W)
 Hi-COP: 4.11(W/W)
C 5.20kW/ 17,700BTU/h
H 6.70kW/ 22,900BTU/h



AWTZ24L **ALL DC** **V PAM**
 Hi-EER: 3.01 (W/W)
 Hi-COP: 3.62(W/W)
C 7.40kW/ 25,200BTU/h
H 8.50kW/ 29,000BTU/h



Our unique technology that achieved top energy efficiency in the industry.

(A) Energy saving by automatic filter cleaning function.

This function allows an energy saving of more than 25% a year and maintains a smooth air flow by preventing the filters from being clogged with dust. **WORLD FIRST!**

(B) Computer-designed fan provides a larger air flow than conventional models.

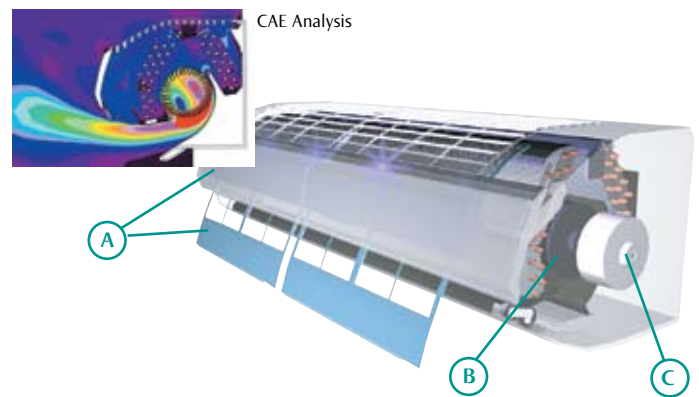
New air trunk, which provides a smooth air flow & gap fan motor increase the maximum air flow by 10% over that of conventional models. CAE: Computer aided engineering

(C) Axial gap fan motor enables non-conventional high power and high efficiency. **WORLD FIRST!**

Axial gap method
 Rotor plates are installed above & below electromagnets.

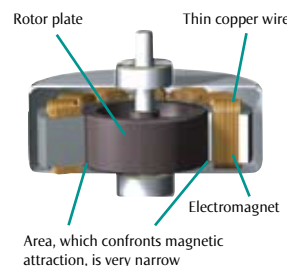
Features (Compared to conventional models)

- Compact size with 1.5 more power output.
- Self-driven method increases rotating efficiency by 10%.
- Our electromagnetic field simulation technology enables low vibration and low noise.



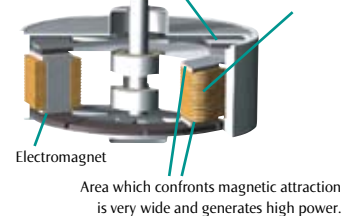
CONVENTIONAL MOTOR

Rotor is bounded by electromagnet.

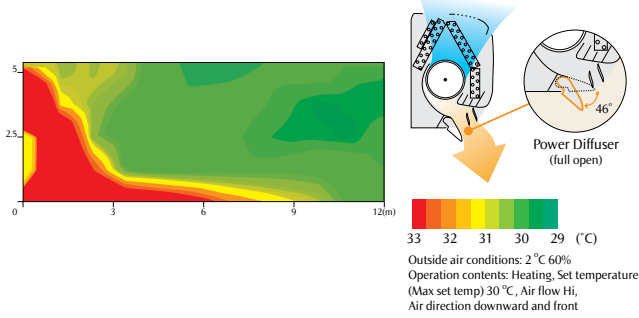


NEW MODEL

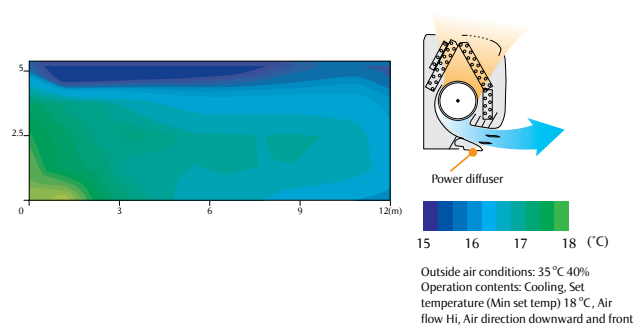
Thin copper wire reduced electric resistance.



Strong vertical air flow provides powerful floor level heating.



Healthy horizontal air flow does not blow cool air directly at the occupants in the room.



Automatic Filter Clean WORLD FIRST!

Entire filter is cleaned automatically in approximately 2 minutes. Since the filter is cleaned automatically, energy saving capability is displayed without regard to the load on the air conditioner.

Energy saving.

If the energy saving effect is maintained, filter cleaning once every two weeks is effective.


Three exhaustive sterilizing and deodorising counter measures keep the air in the room clean.

If the energy saving effect is maintained, filter cleaning once every two weeks is effective.

STERILIZING COUNTER MEASURE

- (D)** Dirt and dust are thoroughly sterilised by titan apatite filter*

*Displays double the effect of a conventional optical medium & retains its property for a long time to suck in and remove approximately 99.99% of cigarette odours and bacteria, etc.



Antibacterial dust box

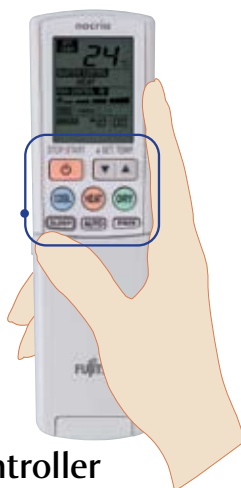
Removes dirt and dust by double brushes. Dust collection is approximately twice that in the past. Maintenance: Only throwing into a trash bin once every two years

- (E)** Drives away bacteria and refreshes the air by UV (ultraviolet rays) illumination. WORLD FIRST!
- (F)** The heat exchanger also uses titan apatite.

Titan apatite attracts bacteria and mould spores that passed through the filter and suppresses the growth of bacteria.

Remote controller

Frequently used parts are clearly visible at the centre. The operation mode can be directly selected.



Inner Drying Operation prevents growth of mould, fungus and bad odour.

This model is equipped with an inner drying function. By pushing the “Coil Dry” button on the remote control, the drying operation starts inside the air conditioner.

Covered in Beading

Bacteria grows in beading and causes bad odour.

After operation ends, by pressing the COIL DRY button a 30 minute speed cleaning operation will commence.

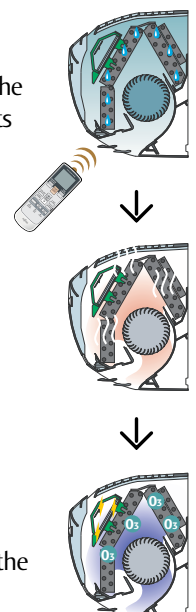
Removes Moisture

Drying operation takes approx. 15 minutes.

Sterilisation

UV sterilisation operation takes approx. 15 minutes.

“Inner drying operation” and “UV sterilising operation” keep the inside of the air conditioner clean at all times. That’s why air from the air conditioner is always clean and high efficiency is achieved.



SPECIFICATIONS

Type			New Model (Avail May 09)	NOCRIA	NOCRIA	
MODEL No.	Indoor Unit		AWI214BC	AWI218BC	AWI224BC	
	Outdoor Unit		AOT214BC	AOT218BC	AOT224BC	
Reverse Cycle			Yes	Yes	Yes	
Cooling Capacities	Watts		4,100	5,200	7,400	
	BTU/Hr		14,300	17,700	25,200	
Cooling Range	Watts		900 - 5,300	900 - 5,900	900 - 8,000	
	BTU/Hr		3,100 - 18,100	3,100 - 20,100	3,100 - 27,300	
Heating Capacities	Watts		6,000	6,700	8,500	
	BTU/Hr		20,500	22,900	29,000	
Heating Range	Watts		900 - 9,100	900 - 9,700	900 - 10,600	
	BTU/Hr		3,100 - 31,000	3,100 - 33,100	3,100 - 37,500	
Energy Star Rating	Cool		6	5	4	
	Heat		6	6	5	
E.E.R Cool	Cool	W/W	4.12	3.29	3.02	
C.O.P Heat	Heat	W/W	4.44	4.11	3.61	
Running Current	Cool	Amps	4.3 (8.5 Max)	6.6 (8.5 Max)	10.4 (12.5 Max)	
	Heat	Amps	5.7 (14 Max)	6.9 (14 Max)	9.9 (17.5 Max)	
Input Power	Cool	Watts	1,020 (90 - 1,750)	1,580 (90 - 2,000)	2,460 (110 - 2,620)	
	Heat	Watts	1,350 (90 - 2,950)	1,630 (90 - 3,200)	2,350 (110 - 3,680)	
Moisture Removal	L/Hr		2.1	2.8	3	
Fan Speeds			5	5	5	
Air Circulation	l/s		236	236	244	
Indoor Sound Pressure Level	S-Quiet	DbA at 1m	24	24	32	
	Quiet	DbA at 1m	29	29	36	
	Low	DbA at 1m	35	35	40	
	Med	DbA at 1m	43	43	43	
	High	DbA at 1m	46	46	47	
Outdoor Sound Pressure Level	DbA at 1m		47	47	53	
Outdoor Sound Power Level	DbA		65	65	68	
Dimensions and Weight	I.U	Height	mm	250	250	250
		Width	mm	899	899	899
		Depth	mm	298	298	298
		Net Weight	kg	13.5	13.5	14
	O.U	Height	mm	578	578	830
		Width	mm	790	790	900
		Depth	mm	300	315	330
		Net Weight	kg	39	39	62
Compressor Type			Rotary	Rotary	Rotary	
Interconnect Cables - Size	Qty - mm2		4 - 2.5	4 - 2.5	4 - 2.5	
Recommended Min. Power Cable	mm2		2.5	2.5	4	
Phase - Frequency	Ph - Hz		1 - 50	1 - 50	1 - 50	
Power Supply Attachment			Indoor	Indoor	Outdoor	
Power Supply	Volts		230	230	230	
Plug Size (if applicable)			15 Amp	15 Amp	N/A	
Refrigerant Type			R410a	R410a	R410a	
Connection Pipe Sizes	Gas	mm	12.7	12.7	15.88	
	Liquid	mm	6.35	6.35	6.35	
Minimum Pipe Length	Metre		3	3	3	
Maximum Pipe Length	Metre		20	20	30	
Maximum Pipe Height	Metre		15	15	15	
Pre Charged Length	Metre		15	15	15	
Pre Connection Method			Flare	Flare	Flare	
Outdoor Operating Temperature	Cool	Degree C	-10 to 43	-10 to 43	-10 to 43	
	Heat	Degree C	-15 to 24	-15 to 24	-15 to 24	



NEW ZEALAND'S FAVOURITE AIR™

Fujitsu General New Zealand Limited
www.fujitsugeneral.co.nz

Products depicted in this brochure contain high operating pressure R410a refrigerant. It is illegal to vent that refrigerant to the atmosphere. Only persons qualified and experienced in the installation, service and repair of these products are authorised to undertake such work.

Fujitsu General Accredited Installers have shown they have the necessary equipment and have accepted responsibility for their installations and the requirements of any statutes or laws.

Due to ongoing Research and Development specifications and designs are subject to improvement without notice therefore relevant manuals must be consulted before any action is taken to install or service these products

Heating/Cooling capacities and run current tests are based on the requirements of AS/NZS3283, that standard tests at the temperature below.

COOLING: Indoor Temp: 27°C DB / 19°C WB
Outdoor Temp: 35°C DB

HEATING: Indoor Temp: 20°C DB
Outdoor Temp: 7°C DB / 6°C WB

As actual temperature ranges in New Zealand vary considerably only competent people should provide advice as to size and placement of units.

Recommended cable sizes are based in AS/NZS3000 and AS/NZS3008.

Fujitsu General New Zealand Ltd warrants the equipment against any defects in materials and factory workmanship for a period of five years from the date of installation, or for 6 years if installed by an Accredited Installer.

This warranty does not cover defects or failures which are attributable to; incorrect or improper installation; environmental damage; airflow restriction; inadequate electrical supply; getting access to the product.

EXPLANATION OF FEATURES

- Moisture Removal**
The computer effectively dehumidifies the air.
- Auto Shut Louvers**
The auto shut louvers close or open auto-matically when the unit stops or starts.
- Sleep Timer**
The micro-computer gradually changes the room temperature automatically to afford a comfortable night's sleep.
- Up/Down Swing Louvers**
The up/down louvers automatically swing to up and down.
- Automatic Air Flow Adjustment**
The micro-computer automatically adjusts the air flow effectively to follow the changes of room temperature.
- Program Timer**
This digital timer allows selection of one of four options.
ON, OFF, ON → OFF, or OFF → ON.
- Right/Left Swing Louvers**
The right/left louvers automatically swing in either direction.
- Auto Restart**
In the event of a temporary power failure, the air conditioner will automatically restart in the same operating mode as before, once the power supply is restored.
- ON-OFF Timer**
ON-OFF timer can be set to operate once.
- Double Swing Automatic**
Complex swing action of louvers enables automatically to swing both horizontal and vertical directions.
- Washable Panel**
- Automatic Louvers**
The position of the louvers is set automatically to match the operating mode. It is also possible to adjust the flaps using the remote control.
- Auto-Changeover**
The unit automatically switches between heating and cooling modes based on your temperature setting and the room temperature.

Cooling Heating

EXPLANATION OF TERMS

Capacity: the higher the capacity, the more area and faster the heat pump will heat (and cool) the room.

COP: Stands for coefficient of performance (or more simply!), the relationship between energy used and heat delivered. For example with a heating COP of 4.11 – you will get 4.11kW of heat for every 1kW of energy used.

Energy Star Rating: your quick guide to energy efficiency – more stars means more efficient.

Indoor Sound – measured in decibels, this is the sound level of your indoor unit at selected fan speeds. For example 20-30 decibels is less than the sound of a human whisper.

Heating Range – with our Kiwi winter, your heat pump needs to be able to supply heat indoors, even when its -15°C outside!

Printed with 100% vegetable based inks.
4 STAR rated on environmentally friendly paper.



JAS is Accredited by the Joint Accreditation System of Australia and New Zealand, Acc No. S1250992AS



Certified number: JQA-2005



Certified number: EC98J1137
Hamamatsu Fujitsu General Ltd.



All products specified in this brochure comply with the Australian Communications Authority's (ACA) requirements for Electromagnetic Compatibility (EMC).



THE GLOBAL MARK OF ENERGY EFFICIENCY



5 Year full parts and labour warranty. 6 years (an extra full year's warranty) when you use a Fujitsu Accredited installer.